

User Manual

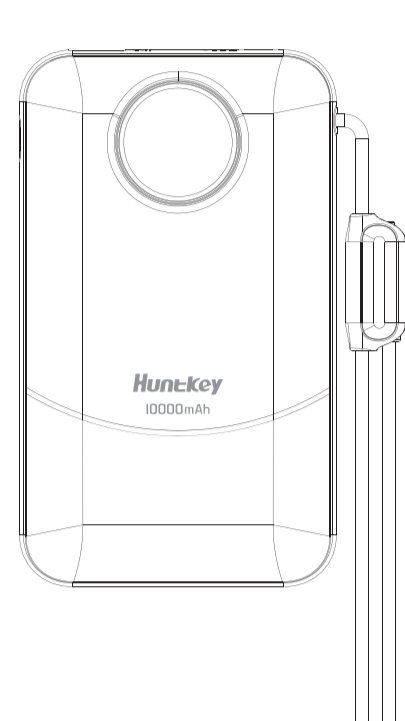
PL03-10K Power Bank with Built-in Cable

Model: HKP100FPL03-10

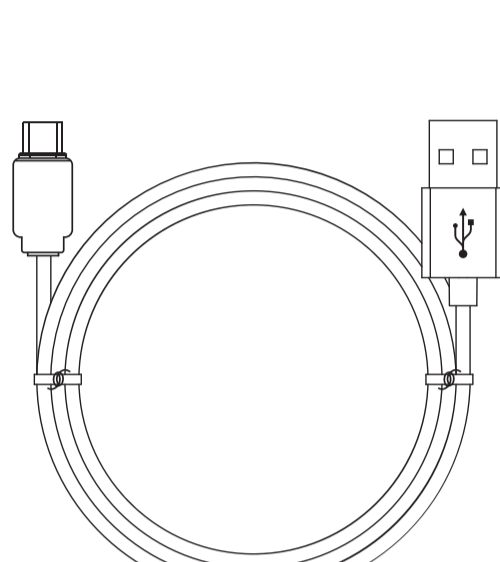
Preface

Thank you for purchasing the Huntkey products. For optimum operation, please read this manual carefully before using.

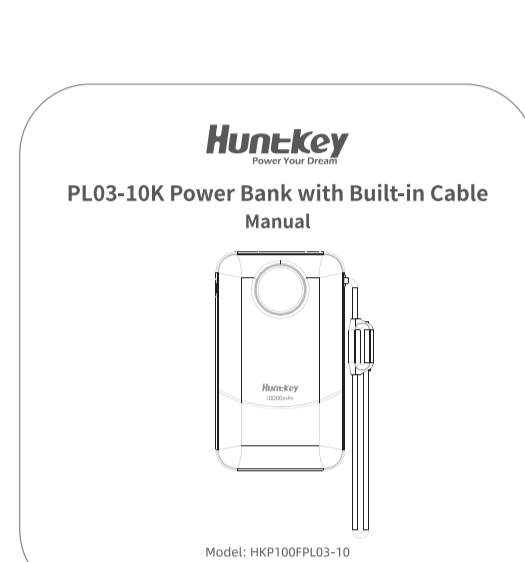
Package Contents



1 × Power Bank

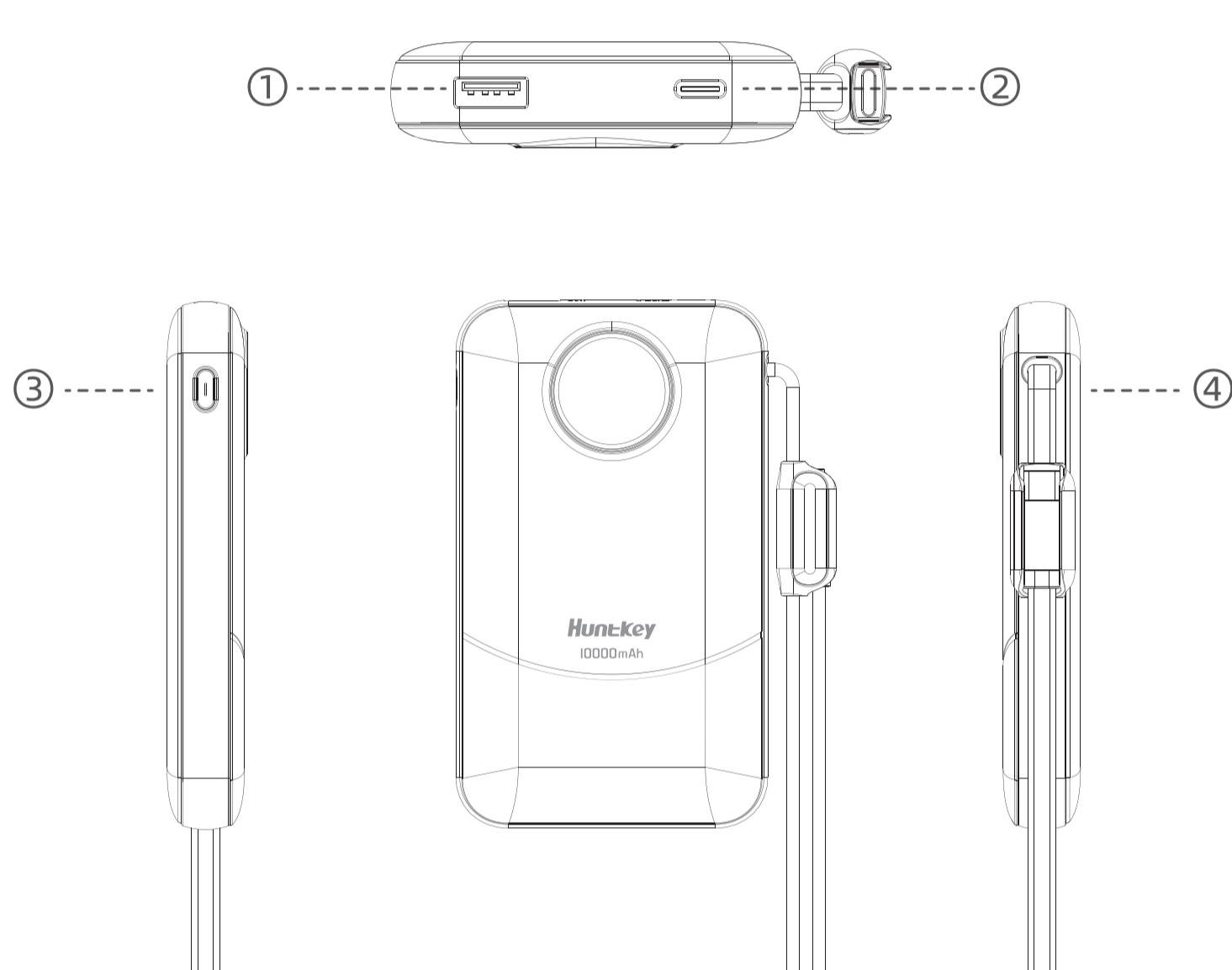


1 × Charging Cable



1 × User Manual

Product Overview



① USB-A Output Port

② Type-C Output/Input Port

③ Power Button

④ Built-in Type-C Cable Output

Specifications

Dimensions	119.5*70.5*18.2mm
Battery Type	Polymer Battery
Battery Capacity	10000mAh
Battery Energy	3.85V/38.5Wh
Rated Capacity	5800mAh(5V = 3A)
Input (Type-C)	5V = 3A, 9V = 2A, 12V = 1.5A
Output (Type-C)	5V = 3A, 9V = 2A, 10V = 2.25A 12V = 1.67A
Output (Built-in Type-C Cable)	5V = 3A, 9V = 2A, 10V = 2.25A 12V = 1.67A
Output (USB-A)	5V = 3A, 9V = 2A, 10V = 2.25A 12V = 1.5A
Total Output	5V = 3A
Product Weight	240g

Matters needing attention

1. There is a danger of explosion if the battery is not replaced properly, and it should only be replaced with a battery of the same type or an equivalent type.
2. Batteries should not be exposed to environments such as sunlight, fire or similar excessive heat.
3. If consumers use a power adapter for charging, they should purchase a matching power adapter that has obtained CE certification and meets the standard requirements.
4. Do not use after immersion in water.

Changes or modifications not expressly approved by the party responsible for compliance could void the user's authority to operate the equipment.

NOTE: This device has been tested and meets the CE regulations regarding the restrictions for Class B digital devices. These limits are designed to provide reasonable protection against harmful interference in a residential installation. This equipment generates uses and can radiate radio frequency energy and, if not installed and used in accordance with the instructions, may cause harmful interference to radio communications. However, there is no guarantee that interference will not occur in a particular installation. If this equipment does cause harmful interference to radio or television reception, which can be determined by turning the equipment off and on, the user is encouraged to try to correct the interference by one or more of the following measures:

Reorient or relocate the receiving antenna.

Increase the separation between the equipment and receiver.

Connect the equipment into an outlet on a circuit different from that to which the receiver is connected.

Consult the dealer or an experienced radio/TV technician for help.

Made in China



Huntkey

Power Your Dream